



PARTS:

- 1. DOOR
(24 GAUGE ASTM A-653 HOT-DIPPED GALVANIZED STEEL SHEET)
- 2. HINGE
- 3. CAM
- 4. FRAME
(24 GAUGE ASTM A-653 HOT-DIPPED GALVANIZED STEEL SHEET)
- 5. 1/2" WIDE NEOPRENE FOAM GASKET
- 6. CAMLOCK
- 7. 5/8" KNOCK-OVER TABS

FEATURES:

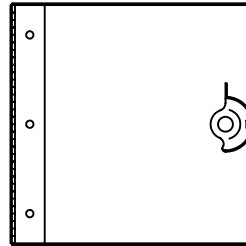
6" X 6" MINIMUM / 24" X 24" MAXIMUM UNIT DIMENSIONS.

OPENING = 1" LESS THAN LISTED SIZE.

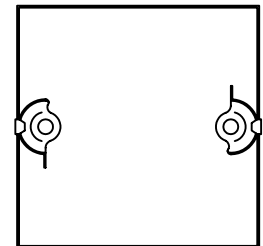
1" THICK UL CLASSIFIED INSULATION INSIDE ACCESS DOOR.

CAMLOCK DOORS LARGER THAN 14" X 14" HAVE A MINIMUM OF 4 LOCKS.

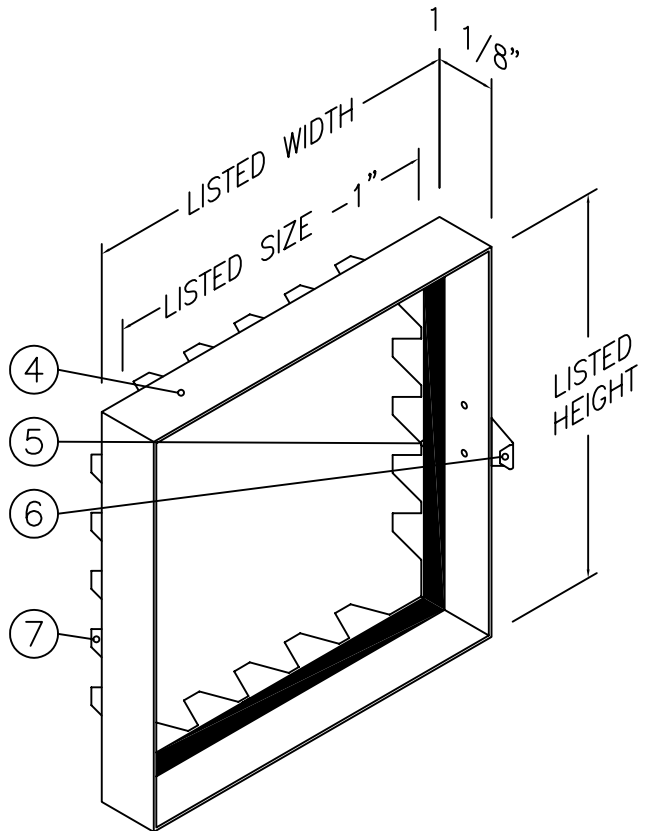
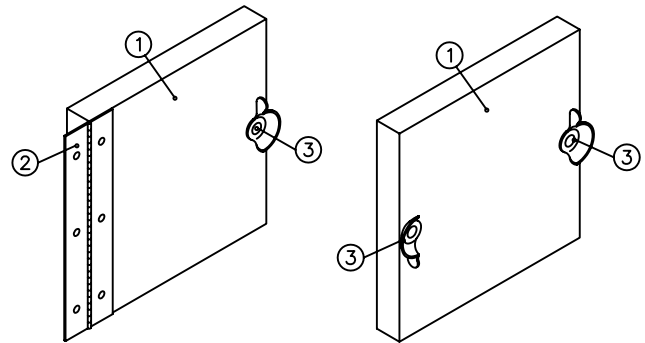
OPTIONS: CUSTOM SIZES AVAILABLE



FSA100: HINGED DOOR



FSA 101: CAMLOCK DOOR



JOB NAME:
LOCATION:
ARCHITECT:
ENGINEER:
CONTRACTOR:
CONTACT MIAMI TECH INC. FOR ADDITIONAL INFORMATION OR WITH SPECIAL REQUIREMENTS. 3611 NW 74TH ST MIAMI, FL 33147 PHONE: 305-693-7054 FAX: 305-693-6152 WEB: WWW.MIAMITECH.COM EMAIL: SALES@MIAMITECH.COM

FSA100 / FSA101

FSA100: HINGED ACCESS DOOR FOR METAL DUCT
FSA101: CAMLOCK ACCESS DOOR FOR METAL DUCT
PRODUCT SPECIFICATIONS

NOTE: ALL DRAWINGS SUBJECT TO CHANGE WITHOUT PRIOR NOTICE.



DRAWN BY: AF	DATE: 11/12/07	SCALE: NOT TO SCALE	DRAWING NO. FSA100/FSA101
CHECKED BY: IG	DATE: 11/12/07	REVISION: 1	